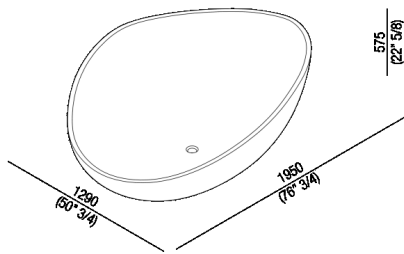




bathtub
 AVAS1097_

Benedini Associati, 2014

Free-standing bathtub with an irregular and organic shape.



Finishes

-  White
-  White/dark grey
-  White/light grey

Materials

-  Cristalplant® biobased

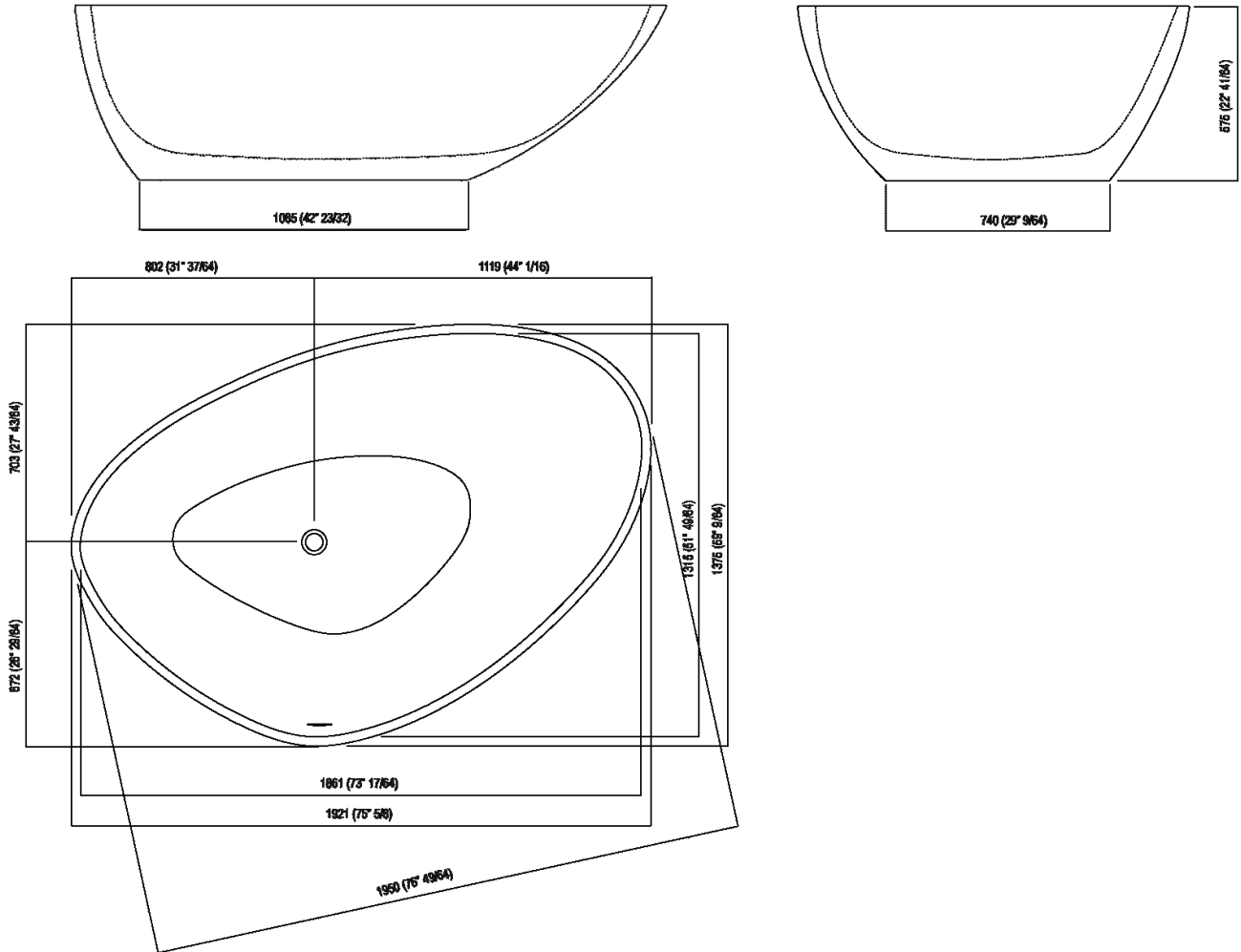


Bathtub in white Cristalplant® biobased or two colourd (exterior in dark grey RAL7021 or light grey RAL 7044); with overflow hole, without tap holes; tasp can be floor or wall mounted. It is mandatory to use waste trap .MET0477 or .MET0477C (.MET0434 or .MET0477C for bathtubs on display). For an easier installation of the bathtubs we recommend to use the template for the positioning of the waste trap AKITPZVAS. The bathtub is irregular in shape and therefore supplied with template. For proper positioning of the bathtub and systems the template can be ordered beforehand (.IMB1877). The two-coloured model can be made in colours chosen by the client with a surcharge of 15% on the price of the two-coloured finish. The bathtub can be delivered also in stone or marble types on demand, price to be calculated.

Height:	57.5 cm	22" 5/8 inches
Width:	195 cm	76" 3/4 inches
Weight:	133 kg	293 lbs
Depth:	129 cm	50" 3/4 inches
Capacity:	475 l	125 gal
Packaging:	138 x 205 x 78 cm	54" 1/4 x 80" 5/8 x 30" 3/4 inches
Total weight:	213 kg	470 lbs

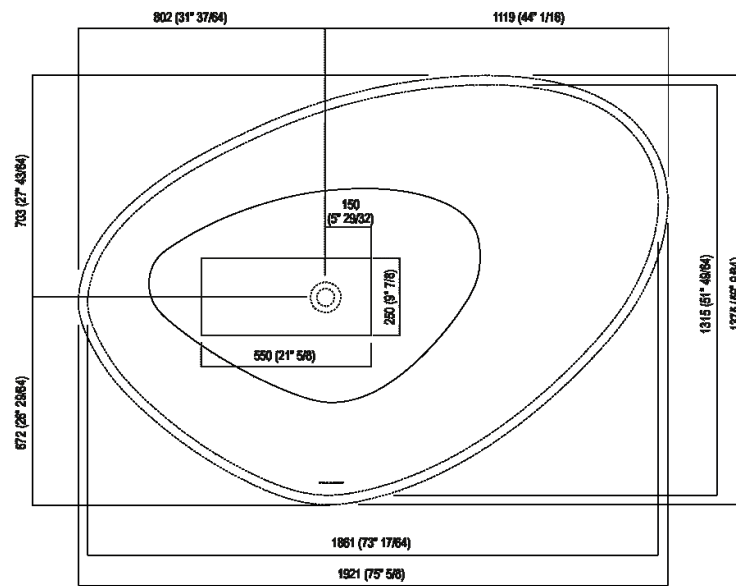


Main dimensions



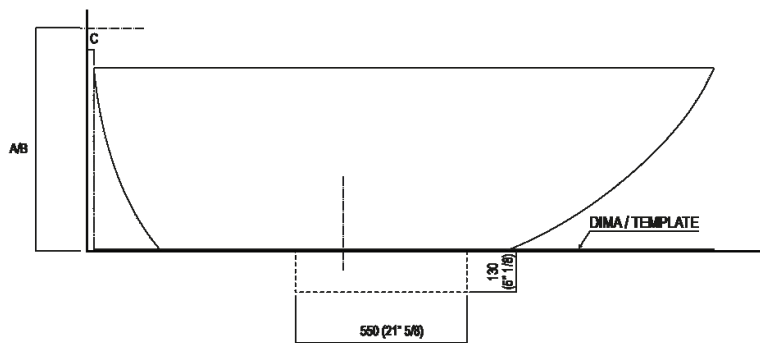
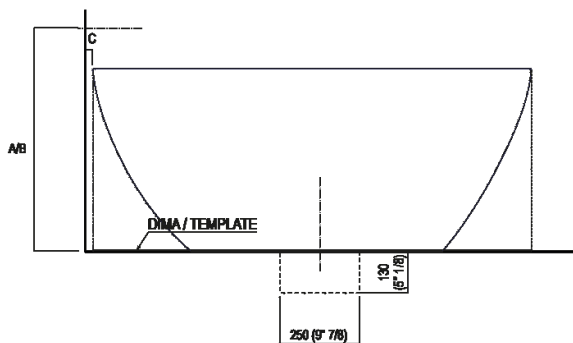


Dimensions for recess





Dimensions for wall mounted taps



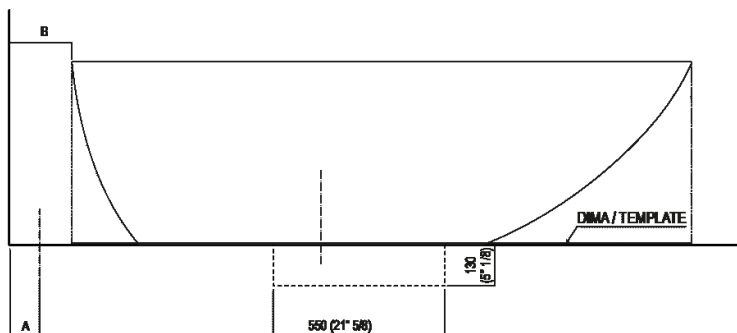
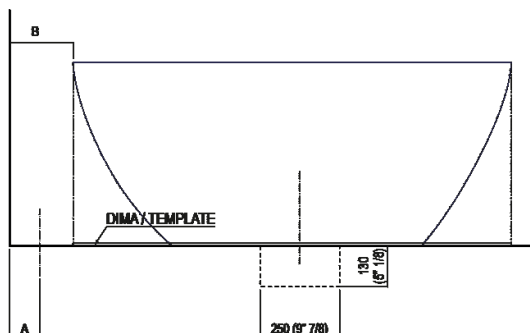
	A*	B**	C
FEZ 2 (EFEZ027)	675 (26"32/64)	-	80 (3"5/32)
LIMÓN (ELIM443)	675 (26"32/64)	-	80 (3"5/32)
MEMORY (EMEM324, EMEM343) (EMEM342)	675 (26"32/64)	-	80 (3"5/32)
	675 (26"32/64)	-	50 (1"31/32)
SQUARE (ERUB1117) (ERUB1118)	-	675 (26"32/64)	50 (1"31/32)
	-	675 (26"32/64)	80 (3"5/32)
SEN (ESEN0912V)	-	675 (26"32/64)	50 (1"31/32)

* inserisse gruppo / axial distance for tap
 ** filo inferiore gruppo / Tap's lower edge

Per un corretto posizionamento del pozzetto e della rubinetteria è necessario utilizzare la dima in cartone con sagoma uguale al profilo della vasca.
 For a correct positioning of the recess and the tap it is necessary to use the carton template with the shape of the bathtub.



Dimensions for freestanding spouts



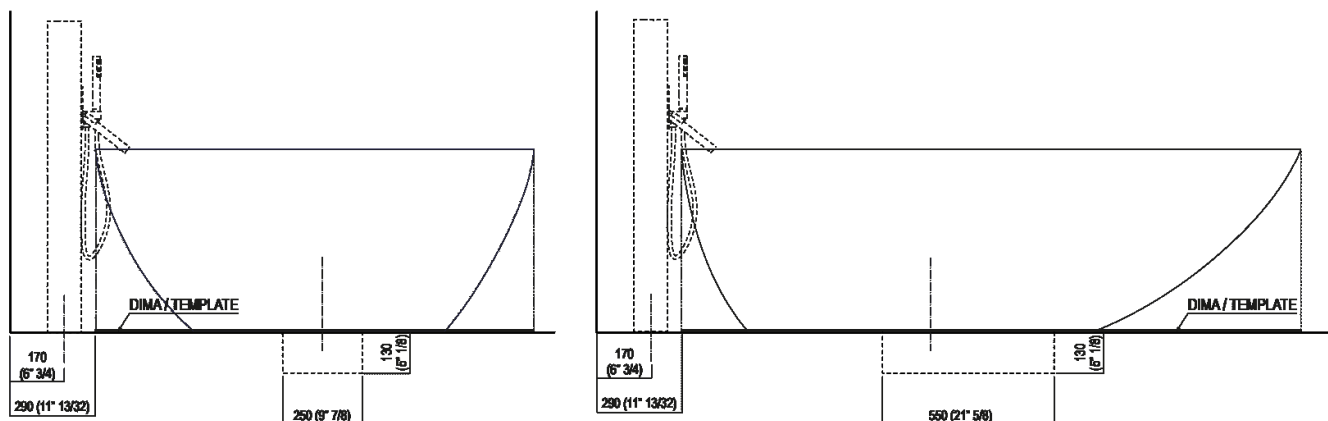
	A	B
FEZ 2 (EFEZ026, .MET885) (EFEZ028)	90 (3*35/64) 135 (5*5/16)	175 (6*57/64) 230 (9*1/16)
LIMÓN (ELIM425)	135 (5*5/16)	230 (9*1/16)
MEMORY (EMEM325)	135 (5*5/16)	230 (9*1/16)
MEMORY MIX (EMIX425)	135 (5*5/16)	230 (9*1/16)
SQUARE (ERUB1112, ERUB1115)	90 (3*35/64)	175 (6*57/64)
SEN (ESEN0911, ESEN0977)	90 (3*35/64)	145 (5*45/64)

Per un corretto posizionamento del pozzetto e della rubinetteria è necessario utilizzare la dima in cartone con sagoma uguale al profilo superiore della vasca.

For a correct positioning of the recess and the tap it is necessary to use the carton template with the shape of the upper rim of the bathtub.



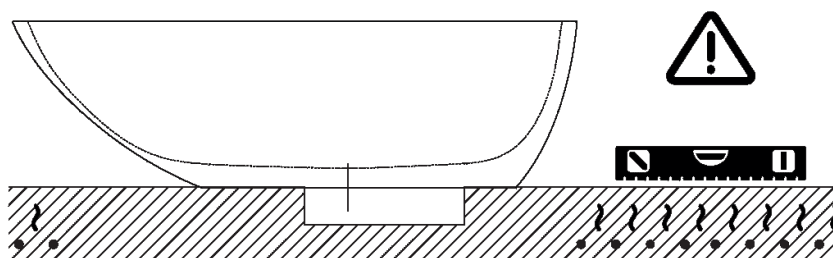
Dimensions for tap support



Per un corretto posizionamento del pozzetto e della rubinetteria è necessario utilizzare la dima in cartone con sagoma uguale al profilo superiore della vasca.
 For a correct positioning of the recess and the tap it is necessary to use the carton template with the shape of the upper rim of the bathtub.



Note



La vasca deve essere installata su un pavimento perfettamente piano.
The bathtub must be positioned on a flat floor surface.

E' necessario predisporre a pavimento un pozzetto.
It is necessary to prepare a recess in the floor.

Evitare di realizzare impianti di riscaldamento nell'area sottostante la vasca.
Avoid the installation of floor heating plants in the area under the bathtub.